



اَللّٰهُمَّ صَلِّ وَسَلِّمْ عَلٰى نَبِيِّنَا مُحَمَّدٍ  
UNIVERSITI  
TEKNOLOGI  
MARA

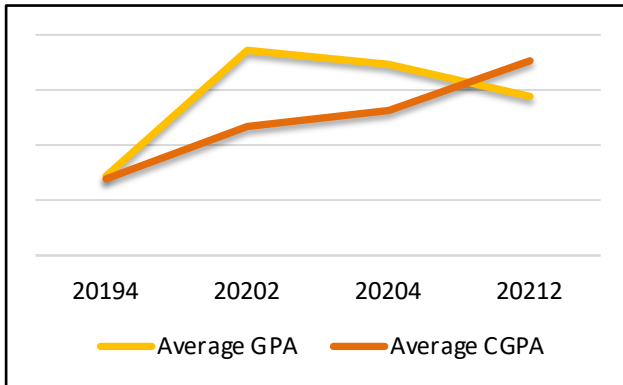
**CIDL**  
Centre for Innovative Delivery & Learning Development

# STUDENT PERFORMANCE ANALYSIS REPORT FOR LECTURERS PARTICIPATED IN TRAINING ORGANIZED BY THE CENTRE FOR INNOVATIVE DELIVERY & LEARNING DEVELOPMENT (CIDL)



# STUDENT PERFORMANCE OVERALL ANALYSIS LECTURERS PARTICIPATED IN TRAINING ORGANIZED BY CIDL

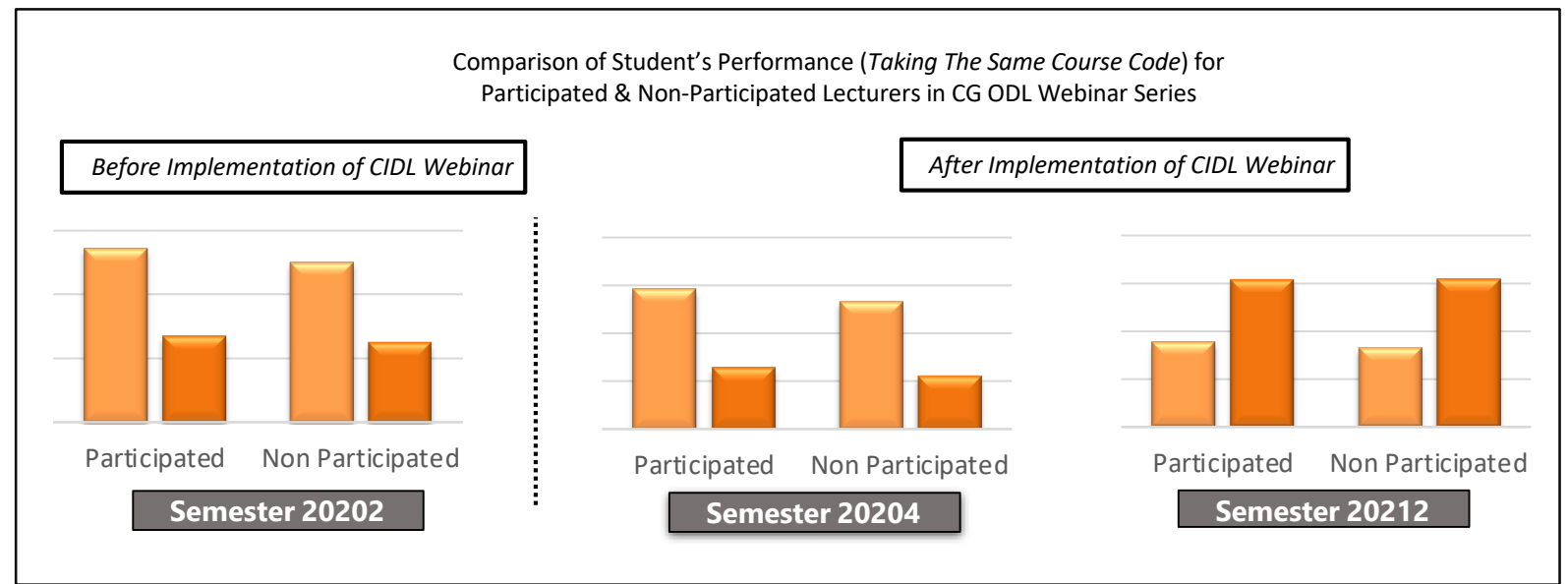
## Performance Of Students for Lecturers Participated in CG ODL Webinar Series



Semester	Average GPA	Average CGPA
20212	3.288	3.353
20204	3.346	3.263
20202	3.372	3.234
20194	3.144	3.139

## Comparison of Performance

Comparison of Student's Performance (Taking The Same Course Code) for Participated & Non-Participated Lecturers in CG ODL Webinar Series



Legend: Average GPA (Yellow), Average CGPA (Orange)

## List of Training in The Analysis

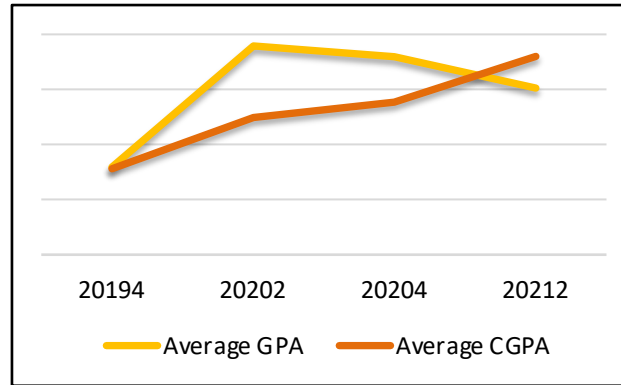
### CG ODL WEBINAR SERIES

- AUDIOVISUAL SIM (VIDEOS)
- AUDIOVISUAL SIM (PODCAST)
- DIGITAL SIM (WEB-BASED RESOURCED)
- PRINTED SIM
- DIGITAL SIM (OER & COURSEWARE)

### CG ODL PUBLICATION SERIES

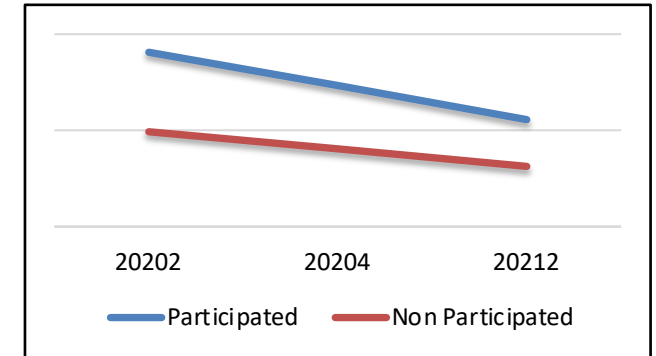
- WEBINAR & WORKSHOP

## Performance Of Students for Lecturers Participated in CG ODL Webinar Series



Semester	Average GPA	Average CGPA
20212	3.302	3.360
20204	3.359	3.277
20202	3.379	3.249
20194	3.159	3.156

## Percentage of Dean's List Award Recipients for Lecturers Participated in CG ODL Webinar Series



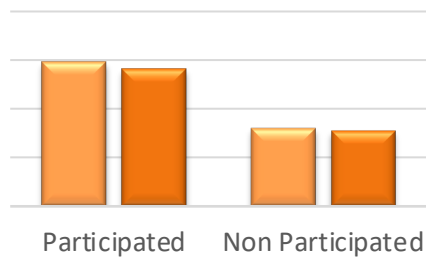
Percentage of Dean's List Award Recipient for Participated Lecturer

Semester	Percentage Increment of Dean's List Award Recipients (%)
20204	-1.73
20202	-1.77

## Comparison of Performance

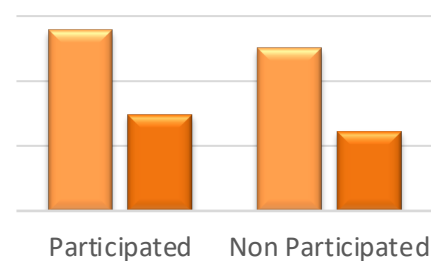
Comparison of Student's Performance (*Taking The Same Course Code*) for Participated & Non-Participated Lecturers in CG ODL Webinar Series

*Before Implementation of CIDL Webinar*

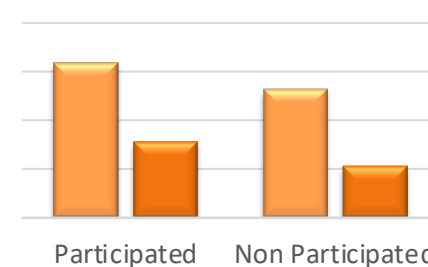


Semester 20194

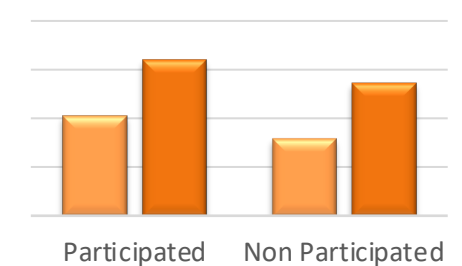
*After Implementation of CIDL Webinar*



Semester 20202



Semester 20204



Semester 20212

■ Average GPA ■ Average CGPA

## List of Training in The Analysis

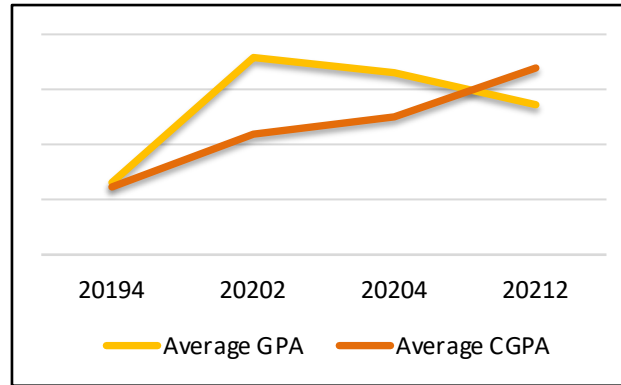
### TECH-ED TALKS

- 360 DEGREES VIDEOS IN HIGHER EDUCATION
- MAKING EDUCATIONAL VIDEOS EDUCATIONAL

### SIRI BERCAKAP DENGAN CG

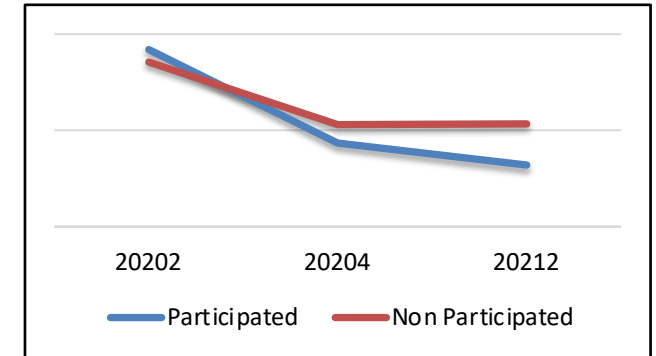
- KONGSI AURA PEMENANG ANUGERAH VIDEO PDP

## Performance Of Students for Lecturers Participated in CG 360 Video Learning Webinar Series



Semester	Average GPA	Average CGPA
20212	3.272	3.339
20204	3.330	3.250
20202	3.358	3.219
20194	3.131	3.123

## Percentage of Dean's List Award Recipients for Lecturers Participated in The Webinar Series



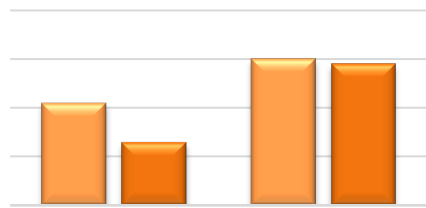
Percentage of Dean's List Award Recipient for Participated Lecturer

Semester	Percentage Increment of Dean's List Award Recipients (%)
20204	-3.70
20202	-2.45

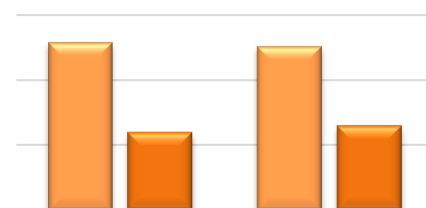
Comparison of Student's Performance (*Taking The Same Course Code*) for Participated & Non-Participated Lecturers in CG 360 Video Learning

*Before Implementation of CIDL Webinar*

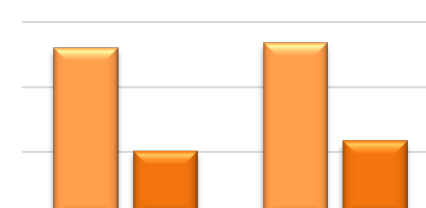
*After Implementation of CIDL Webinar*



Semester 20194



Semester 20202



Semester 20204



Semester 20212

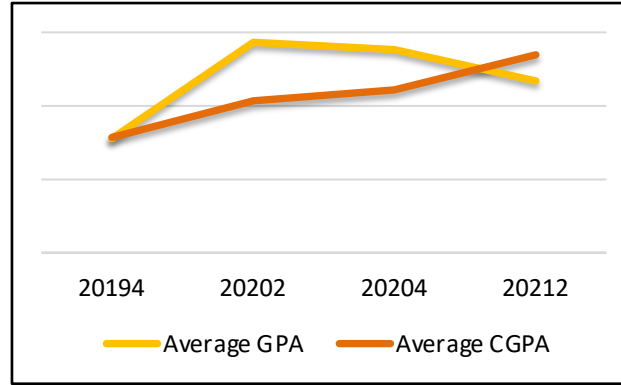
■ Average GPA ■ Average CGPA

## List of Training in The Analysis

### CG BLOCKCHAIN WEBINAR SERIES

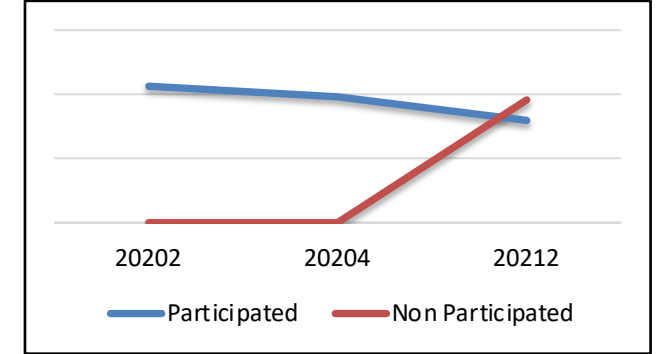
- MOBILE BLOCKCHAIN
- DECENTRALIZED APPS (Dapps)

## Performance Of Students for Lecturers Participated in CG Blockchain Webinar Series



Semester	Average GPA	Average CGPA
20212	3.268	3.339
20204	3.354	3.243
20202	3.373	3.214
20194	3.111	3.114

## Percentage of Dean's List Award Recipients for Lecturers Participated in CG Blockchain Webinar



Percentage of Dean's List Award Recipient for Participated Lecturer

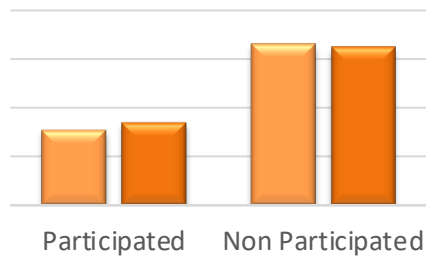
Semester	Percentage Increment of Dean's List Award Recipients (%)
20204	-3.25
20202	-7.41

## Comparison of Performance

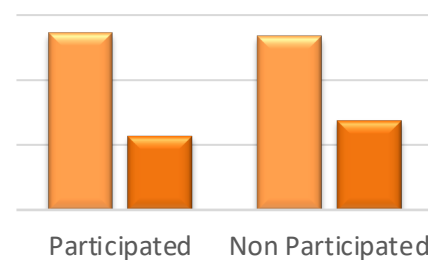
Comparison of Student's Performance (Taking The Same Course Code) for Participated & Non-Participated Lecturers in CG 360 Video Learning

Before Implementation of CIDL Webinar

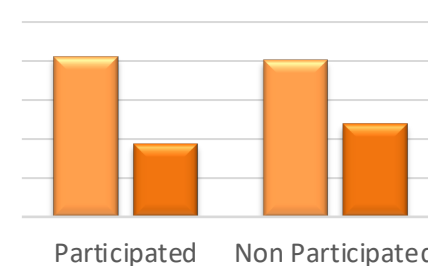
After Implementation of CIDL Webinar



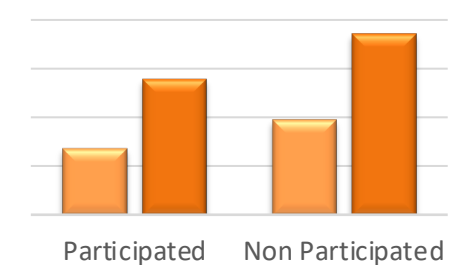
Semester 20194



Semester 20202



Semester 20204



Semester 20212

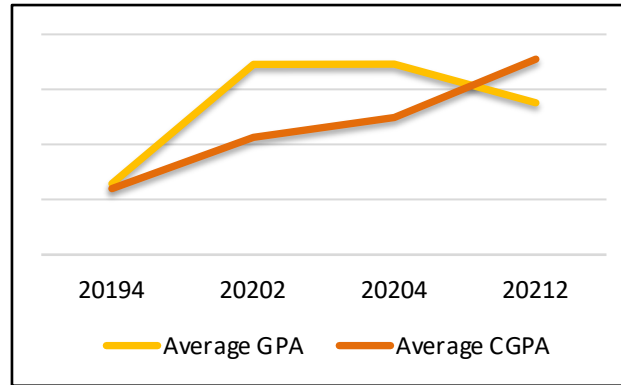
■ Average GPA ■ Average CGPA

## List of Training in The Analysis

### CG DESIGN THINKING WEBINAR SERIES

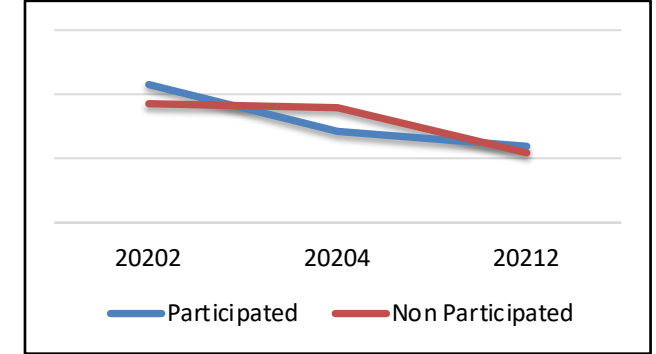
- DESIGNERLY THINKING WEBINAR
- DESIGNERLY WAYS OF SOLVING PROBLEMS

## Performance Of Students for Lecturers Participated in CG Design Thinking Webinar Series



Semester	Average GPA	Average CGPA
20212	3.276	3.355
20204	3.346	3.249
20202	3.345	3.213
20194	3.129	3.120

## Percentage of Dean's List Award Recipients for Lecturers Participated in CG DT Webinar



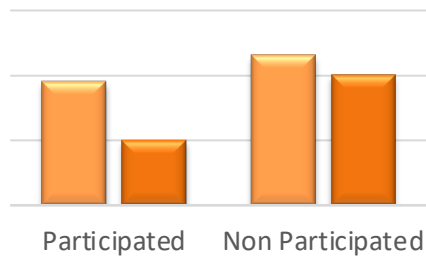
Percentage of Dean's List Award Recipient for Participated Lecturer

Semester	Percentage Increment of Dean's List Award Recipients (%)
20204	1.25
20202	-7.44

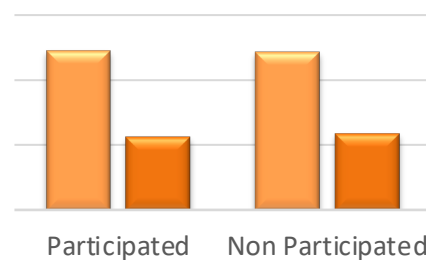
## Comparison of Student's Performance (Taking The Same Course Code) for Participated & Non-Participated Lecturers in CG 360 Video Learning

Before Implementation of CIDL Webinar

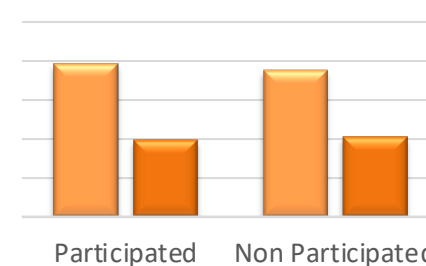
After Implementation of CIDL Webinar



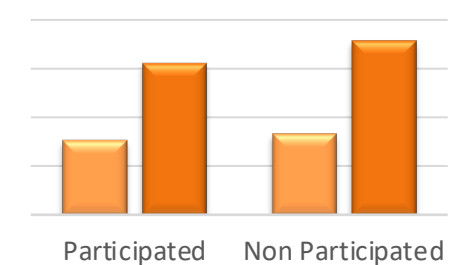
Semester 20194



Semester 20202



Semester 20204



Semester 20212

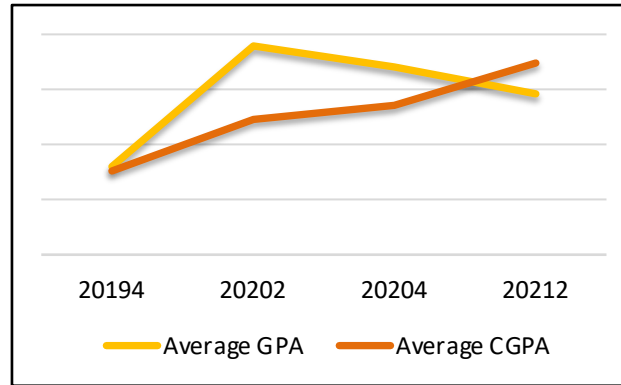
Legend: Average GPA (Yellow), Average CGPA (Orange)

## List of Training in The Analysis

### GAMIFICATION WEEK 2021

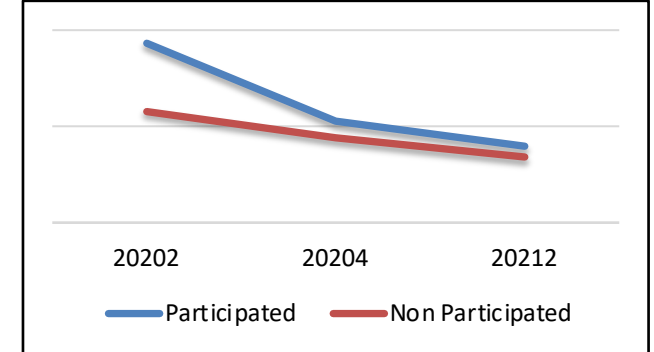
- GAMIFYING ONLINE STUDENT ASSESSMENTS
- LEARNING MADE FUN USING GAMIFICATION TOOL
- MINECRAFT FOR EDUCATORS
- THE ART OF THE GRID

## Performance Of Students for Lecturers Participated in CG Gamification Webinar Series



Semester	Average GPA	Average CGPA
20212	3.292	3.348
20204	3.341	3.271
20202	3.379	3.246
20194	3.160	3.152

## Percentage of Dean's List Award Recipients for Lecturers Participated in CG Gamification Webinar



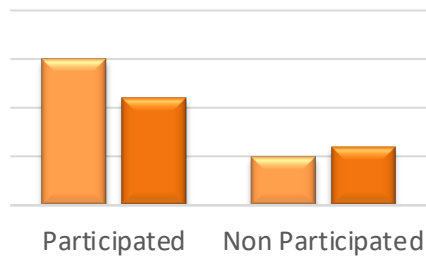
Percentage of Dean's List Award Recipient for Participated Lecturer

Semester	Percentage Increment of Dean's List Award Recipients (%)
20204	-4.05
20202	-1.30

## Comparison of Performance

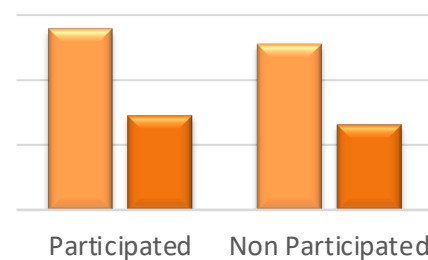
Comparison of Student's Performance (*Taking The Same Course Code*) for Participated & Non-Participated Lecturers in CG Gamification Webinar

### Before Implementation of CIDL Webinar

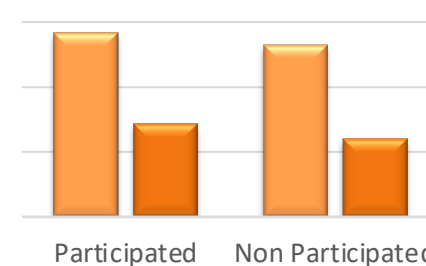


Semester 20194

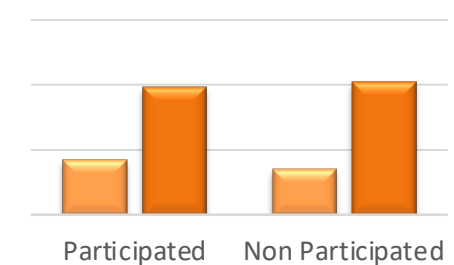
### After Implementation of CIDL Webinar



Semester 20202



Semester 20204



Semester 20212

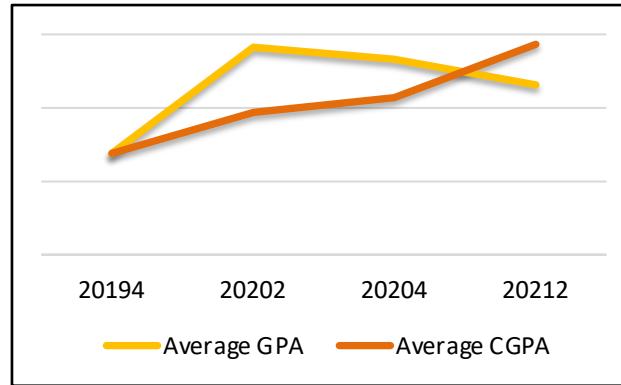
■ Average GPA ■ Average CGPA

## List of Training in The Analysis

### CG IOT WEBINAR SERIES

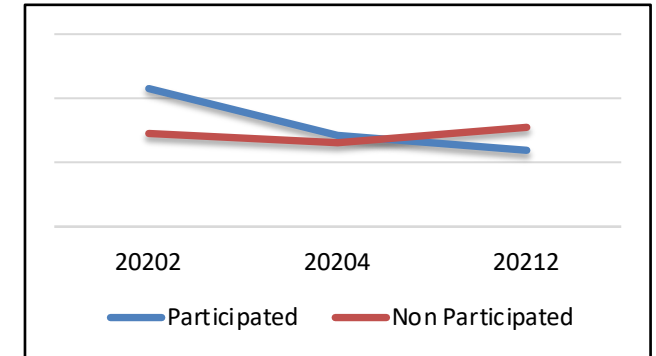
- INTERNET OF THINGS : CHALLENGES & OPPORTUNITIES

## Performance Of Students for Lecturers Participated in CG IoT Webinar Series



Semester	Average GPA	Average CGPA
20212	3.262	3.373
20204	3.333	3.227
20202	3.365	3.188
20194	3.076	3.076

## Percentage of Dean's List Award Recipients for Lecturers Participated in CG IoT Webinar Series



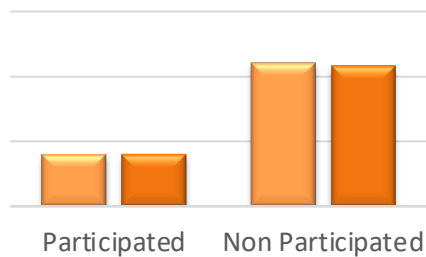
Percentage of Dean's List Award Recipient for Participated Lecturer

Semester	Percentage Increment of Dean's List Award Recipients (%)
20204	-3.66
20202	-1.15

## Comparison of Performance

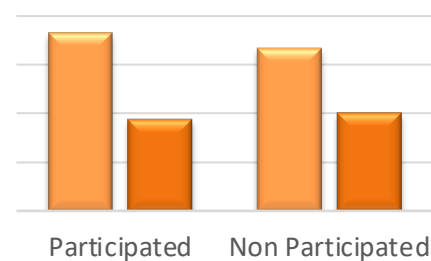
Comparison of Student's Performance (Taking The Same Course Code) for Participated & Non-Participated Lecturers in CG IoT Webinar Series

Before Implementation of CIDL Webinar

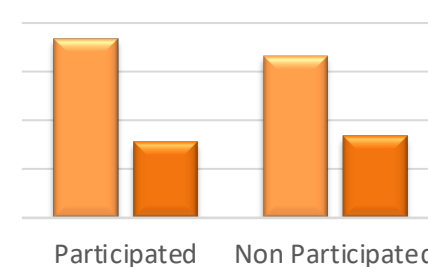


Semester 20194

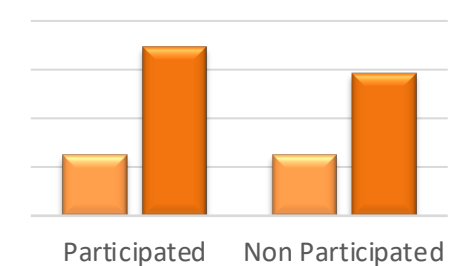
After Implementation of CIDL Webinar



Semester 20202



Semester 20204



Semester 20212

Legend: Average GPA (Yellow), Average CGPA (Orange)



# THANK YOU

PREPARED BY:

CENTRE FOR INNOVATIVE DELIVERY & LEARNING  
DEVELOPMENT, OFFICE OF DEPUTY VICE  
CHANCELLOR (ACADEMIC & INTERNATIONAL)